

Student Universal Wellness Screener

Now it's *easy* and *fast* to collect, interpret and take action with student data.

Improve schools for all students—using student self-reported data about their **academic, social, emotional behaviors, and sense of belonging.**

“The CEE Student Screener is an excellent tool which provides teachers, counselors, and administrators the important and necessary information they need to **best support their students in real-time!**”

Randy Russell, Superintendent
Freeman School District

With CEE’s Student Universal Wellness Screener (SUWS) and Expertise, you will:

Districts

- Align your PBIS & MTSS efforts at scale through district and school-level professional development that moves from data debrief to action planning in a single session. Receive professional development on the best practice use of the SUWS.
- Utilize a data review protocol and process to validate differentiation of supports to schools.
- Access data reports and visualizations to verify risk of students, areas of need, and detect silent struggles early to prevent future challenges.
- Access easy-to-interpret, interactive dashboards, so team collaboration and action planning are efficient.

Schools

- Assess students’ perceived levels of academic, social, emotional, sense of belonging, and safety needs.
- Capture externalizing and internalizing behavior traits, perceptions, and wellness indicator data throughout the year.
- Assess specific areas on campus where students feel safest.
- Gather data about students’ current reality, and build on it with targeted, diagnostic follow up.
- Disaggregate data to design strategies based on patterns and trends within buildings, grade levels, classrooms, and individual students.

Recommended For

Superintendents

Boards

Principals

Whole School Staff

School-based Leadership Team

Counselors

Timeline

- Survey Length: Less than 10 minutes
- Survey Window: Up to 2 weeks
- Reporting Online
- Dashboard Data Updated Daily

Languages

Simplified Chinese

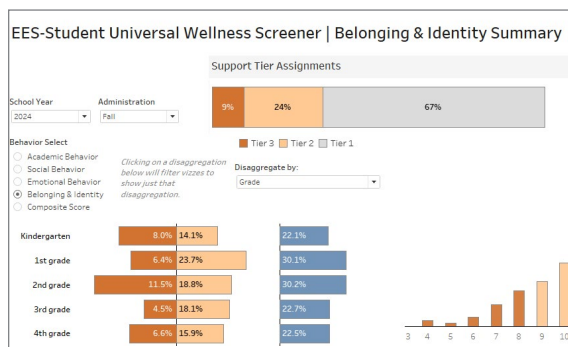
English

Korean

Spanish

Vietnamese

District View



Teacher’s View

Survey Item	Tier Assignments				
	A	S	E	B	C
I can keep up with what is being taught	18%	18%	64%		
I have trouble working alone	36%	18%	36%	9%	
I learn well with my teacher	9%	27%	18%	45%	
I participate in class	18%	18%	9%	55%	
I worry about keeping up with what is being taught	9%	9%	45%	36%	
It is hard to pay attention in class	27%	18%	27%	27%	

Contact Us to Easily Collect Student Data

You'll receive a response within one business day.

Call: 425.283.0384 • Email: info@effectiveness.org • [Detailed Contact Form](#)



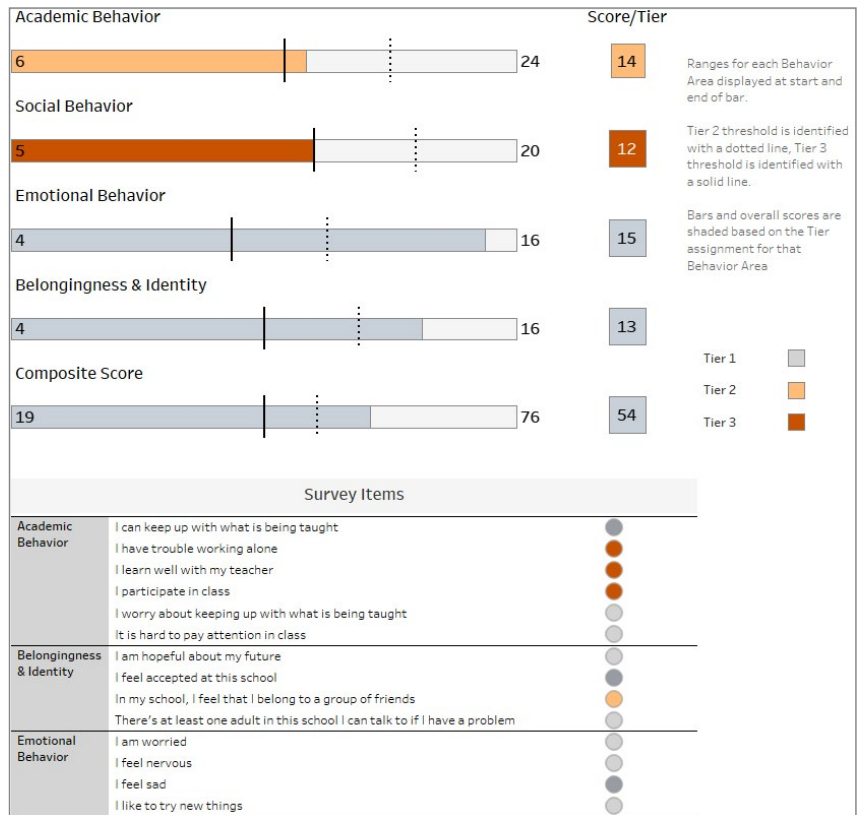
Student Universal Wellness Screener



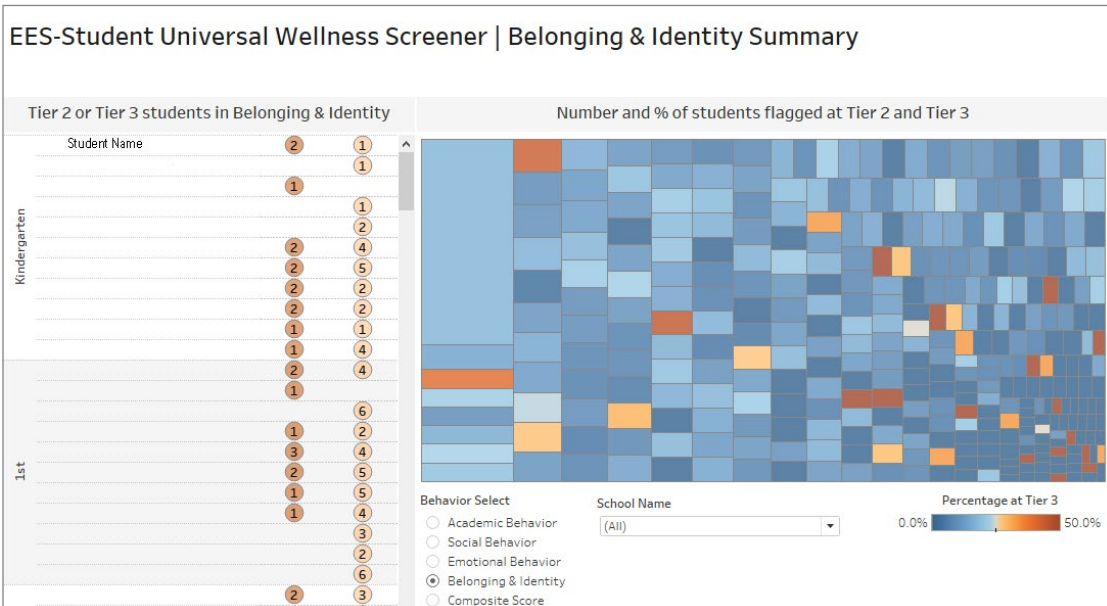
Interactive data dashboards give you the freedom to:

- View reports by School, Grade Level, Teacher Roster, and Individual Student.
- Disaggregate data through different views (treemaps, line charts, heatmaps, etc.).
- Address the distribution of risk in classrooms to support student rostering and enable leaders/teams to provide supports to teachers.
- Identify areas of priority for addressing classroom needs and inform classroom groupings.
- Further assess flagged students via the Staff/Parent 11-question screener.
- Integrate screener data with Homeroom and SchoolData.net ([Contact us for an estimate](#)).

Individual Student View



Student View by Teacher, Grade or School



Contact Us to Easily Collect Student Data

You'll receive a response within one business day.

Call: 425.283.0384

Email: info@effectiveness.org

[Detailed Contact Form](#)

www.effectiveness.org

